

# Real Money Casino Guide

## Step by Step Instructions on Verifying Your Identity

Presented by  SCAMS.INFO

Whenever you play at real money online casinos, you want to make sure that you are accessing safe, secure and trusted sites. In the UK, we are lucky to have a fully regulated market, overseen by the Gambling Commission, which makes doing so relatively easy.

Always choose sites that are fully licensed by the Gambling Commission – this is a legal requirement for all **real money gambling sites** that market to Great Britain – and make sure to check the security details of any site before playing, just to put your mind at ease.

Once you have done this, registering as a new player is nice and easy. One of the most important aspects of registering is verifying your identity. This is a legal requirement for all sites. Follow these simple steps and you will be through the process in no time.



*It is essential that you register using your correct name, date of birth and address, and that you always give correct contact details. If you use false information, you will not be able to play games or withdraw any funds. You may also be contacted about why you provided false details to a casino.*

### Step 1: Scan Your Documents

You may need a couple of different pieces of evidence of your identity and address in order to verify your identity. The reason that this is required is as part of the legal requirement for all casinos to fight money-laundering. Your details will be kept safe. But they must be verified.

In order to do this, you should scan and save a copy of:

- ◆ Your passport
- ◆ Utilities bills

You may also need to provide the casino with:

- ◆ Details of a credit or debit card
- ◆ A mobile phone number

You can rest assured that all licensed sites will take great care with your personal and financial details. You can check out the data protection information in the terms and conditions of any site before signing up if you would like more information on this topic. The Gambling Commission has also posted information about this on its website.




### Step 2: Send Your Documents to the Casino for Verification


You will be asked to verify your identity within the first 48 hours after you have created your new player account. You may also be asked to confirm your mobile number and email address, by confirming through texts and emails that will be sent to you.

All casinos will provide instructions on how to verify your identity. However, the process is very simple. You will need to log in to the casino site and go to your account. There, you will find an option allowing you to verify your identity by uploading identity ad documents. Click this, upload your documents and wait to have your ID confirmed by a member of staff. It is that simple.

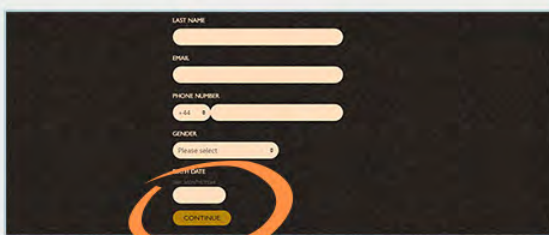
Verification usually takes less than a few hours, but please be patient, especially if you upload outside of office hours. If you encounter any problems while uploading your documents, or if you have any other concerns about the process or the safekeeping of your details, then we recommend that you get in touch with the customer support team at your chosen real money casino. In our experience, the teams are friendly, experienced and happy to help.



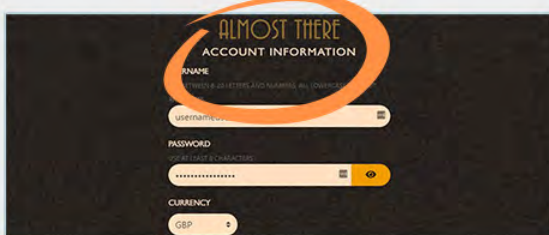
1



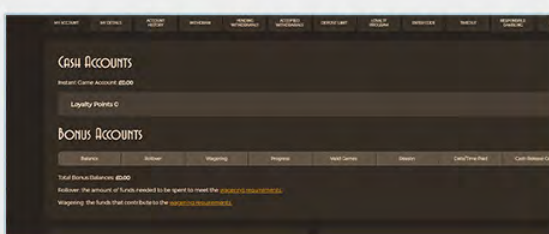
2



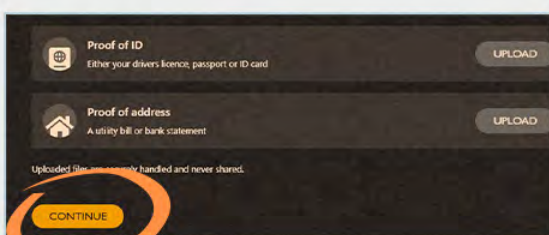
3



4



5



2